



Vote **NO** on the March 20th **EXPANSION PLAN!**

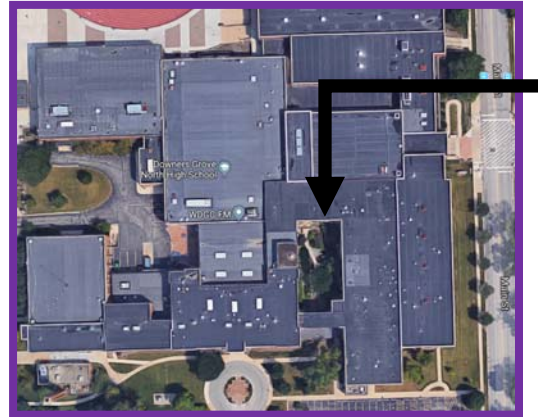
The *Downers Grove Watch* is advocating a “**No**” vote on High School #99’s “**new construction**” referendum! Board of Ed Asking For **146,000 Additional Square Feet DG North (+78,000 sqft) + DG South (+68,000 sqft)**

On Tuesday, March 20th, High School #99 voters will be asked only **one** question. However, there are actually **three** easily identifiable, non-interrelated major capital projects buried inside the Board of Ed’s current **\$136,600,000** “everything & the kitchen sink” referendum.

Nearly **63%** of the **\$136,600,000** of proposed referendum bond proceeds will go towards 2 **extremely** expensive projects at the two high schools. The *Downers Grove Watch* has labeled these two projects “**Project List C**”.

“**Project List C**” This **hugely** expensive “wish list” item is best explained with a picture. It entails enclosing the currently open-air outdoor courtyards and turning them into a very expensive “**Commons.**” The cost is **~\$86,000,000** (or, factoring in the bond interest, **\$127,000,000**). The Board of Ed’s “Project List C” accounts for **63%** of the total project cost. However, because it is a “kitchen sink” ballot question, no one is allowed to vote “yes” or “no” on just this “wish list” item.

As the table below demonstrates, in the past, the informed voters of High School #99 have been **very** reluctant to **trust** the Board of Ed when it comes to **adding classroom space** or **non-classroom space**.



VOTE NO!

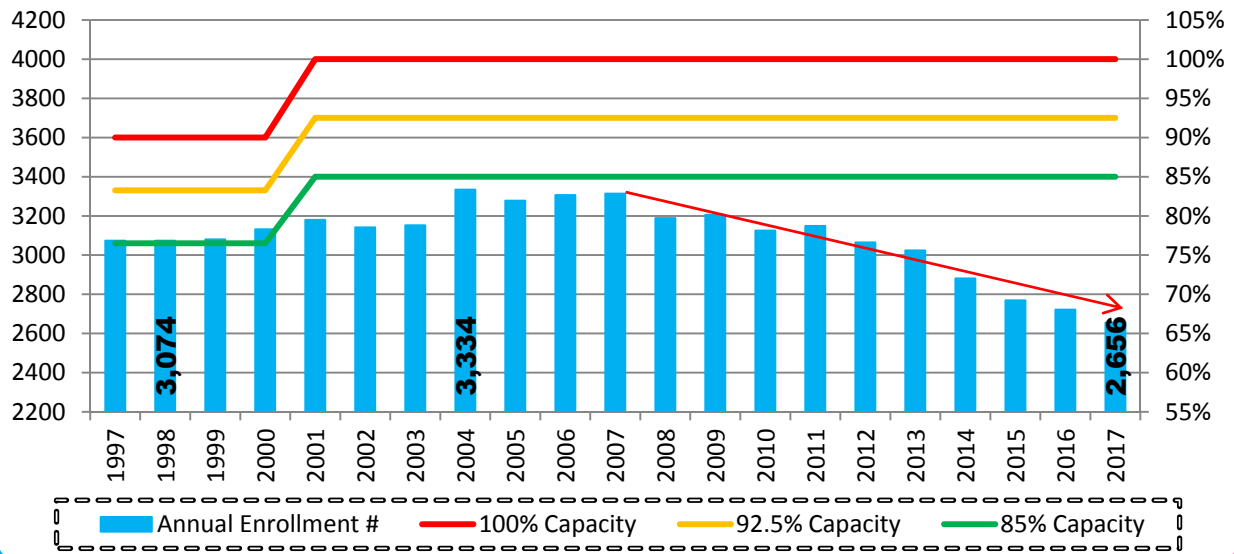
A “No” Vote = No Non-Essential Space!
(No more “everything & the kitchen sink” ballot questions!)

After failure after failure at the ballot box, in 1998 the Board of Ed placed in front of the community a **scaled-down** \$49,500,000 ballot that ultimately would cost the taxpayers \$84,968,569.81. The approved 1998 referendum **added** 130,000 sqft to **each** school (additional classrooms for anticipated student enrollment growth, new gyms, etc.), rehabbed learning spaces, and made both major and minor repairs. The two graphs on the next page show **21** years of enrollments since the Board of Ed was absolutely certain a 3rd high school was a “need.” In the 2017 school year, **DGS** was at **66.4%** of full capacity and **DGN** had only **28** students more than in 1998!

Vote NO – Vote against non-essential “Commons” at both schools costing \$127,000,000!!!!

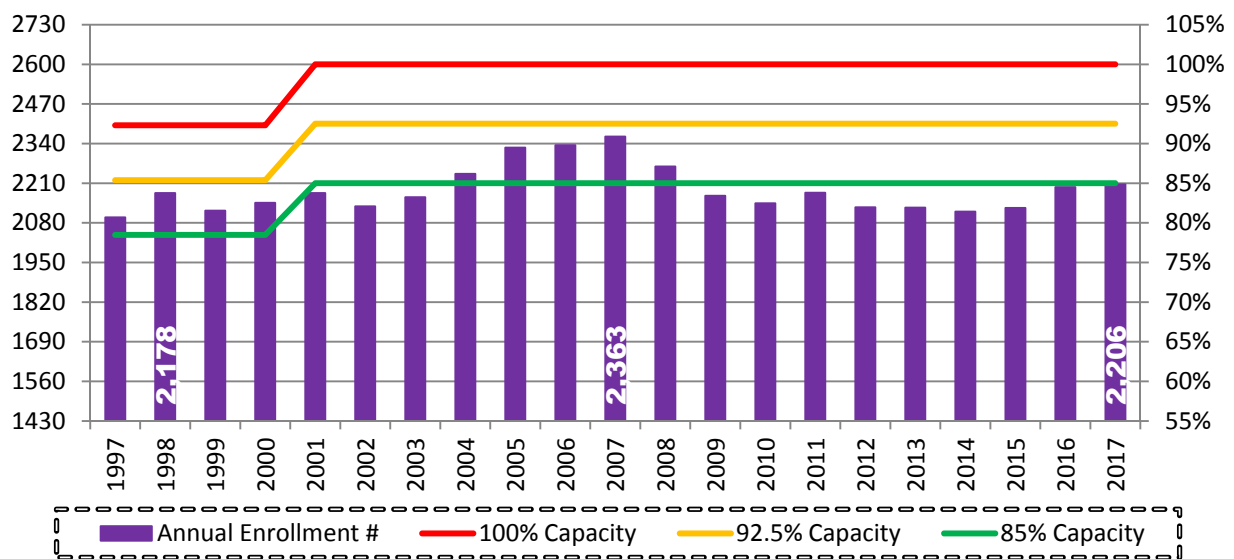
DATE	REFERENDUM QUESTION	YES		NO		TOTAL
23-Nov-68	Addition to South for educational purposes – \$2,470,000	3,378	51.54%	3,176	48.46%	6,554
23-Nov-68	Build and equip swimming pool at North and South – \$975,000	2,696	41.15%	3,855	58.85%	6,551
23-Sep-72	Build and equip swimming pool at North and South – \$2,150,000	3,738	50.64%	3,644	49.36%	7,382
17-Mar-73	Build and equip a new high school – \$10,000,000	5,157	47.64%	5,669	52.36%	10,826
26-Oct-74	Build and equip a new high school – \$9,750,000	4,976	37.77%	8,200	62.23%	13,176
1-Apr-97	Build and equip new high school, additions and renovations to existing high schools - \$75,000,000	7,261	31.77%	15,596	68.23%	22,857
1-Apr-97	Increase tax rate to 1.38 for educational purposes	7,272	30.78%	16,353	69.22%	23,625
3-Nov-98	Additional classrooms, repair and equip existing High Schools - \$49,500,000	19,706	57.70%	14,444	42.30%	34,150
2-Nov-04	Maximum tax rate for operations & maintenance from .25 to .40	15,302	31.35%	33,512	68.65%	48,814

DG SOUTH Enrollment vs. Building Capacity



1998 Referendum: \$49,500,000 Bonds (Total Cost = \$84,968,570 w/ Interest)
 1998 Referendum: Added 130,000 sqft (341,000 sqft > 471,000 sqft) ... 38% more space
 1998 Referendum: Added capacity = **400** students (3,600 > 4,000)
 School Year 1998: **3,074** Students (**85.39% of pre-ref Capacity**)
 Peak Year Since '98: School Year 2004 ... **3,334** Students (**83.35% of post-ref Capacity**)
 School Year 2017: **2,656** Students ... **744** Students **BELOW 85% Capacity (66.40% of Full Capacity)**

DG NORTH Enrollment vs. Building Capacity



1998 Referendum: \$49,500,000 Bonds (Total Cost = \$84,968,570 w/ Interest)
 1998 Referendum: Added 130,000 sqft (324,000 sqft > 454,000 sqft) ... 40% more space
 1998 Referendum: Added capacity = **200** students (2,400 > 2,600)
 School Year 1998: **2,178** Students (**90.75% of pre-ref Capacity**)
 Peak Year Since '98: School Year 2007 ... **2,363** Students (**90.88% of post-ref Capacity**)
 School Year 2017: **2,206** Students ... **4** Students **BELOW 85% Capacity (84.85% of Full Capacity)**